

Azalea Mexia Hernández
Universidad Autónoma de Baja California
Student of the BA in English Teaching
Tijuana, México
e-mail: azaleamex@yahoo.com

Technique: Visuals for grammar

Level: Beginner and Intermediate

Aims: To form sentences using flashcards and/or pictures

Materials: Flashcards, timer.

Procedure:

1. Arrange students in groups of four.
2. Write and explain the rules of the game
3. Give them a set of cards Ask them to put the cards on the table moving them around and leave them there facing down.
4. Tell them they are going to have 20 seconds to form the sentences. They will get points for each sentence they make.
5. When they complete the sentences, ask them to read them and give them the points. Start again by giving them more cards.
6. Finally add up the points and see who the winner team is.

Rules: Students should arrange the cards following these structures:

Noun + Verb = 10 points
She Sleeps
The girl runs

Noun + Verb + Conjunction + Verb = 15 points
He eats and drinks

Adjective + Noun + Verb = 15 points
Smelly cats snore

Adjective + Noun + Conjunction + Adjective + Noun + Verb = 20 points
Sleepy dogs and lazy cats eat



When time is up, tell them to stop then they should move their hands from the table so they won't cheat.

Comments: Use cards with pictures for the lower levels and cards with words for the higher levels.



Conclusion: This is an interesting way of working with grammar in the classroom because students are not only learning sentence structure but also having fun arranging the cards and knowing they are going to win points for their effort.

Examples of cards for beginners:

THE



THE



AND

